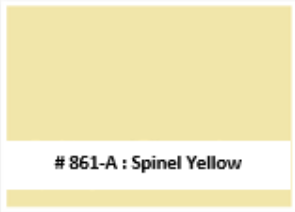




















# 72-COLOUR COLOUR CHART & RECIPES

A	B	C
 # 861-A : Spinel Yellow	 # 861-B : Spinel Yellow	 # 861-C : Spinel Yellow
 # 867-A : Sun Yellow	 # 867-B : Sun Yellow	 # 867-C : Sun Yellow
 # 865-A : Spinel Orange	 # 865-B : Spinel Orange	 # 865-C : Spinel Orange
 # 821-A : Ochre Gold	 # 821-B : Ochre Gold	 # 821-C : Ochre Gold
 # 802-A : Ochre Yellow	 # 802-B : Ochre Yellow	 # 802-C : Ochre Yellow
 # 822-A : Ochre Orange Provence	 # 822-B : Ochre Orange Provence	 # 822-C : Ochre Orange Provence





# 72-COLOUR COLOUR CHART & RECIPES

A	B	C
 # 823-A : Iron-Oxide Orange	 # 823-B : Iron-Oxide Orange	 # 823-C : Iron-Oxide Orange
 # 824-A : Siena Red	 # 824-B : Siena Red	 # 824-C : Siena Red
 # 803-A : Ochre Red	 # 803-B : Ochre Red	 # 803-C : Ochre Red
 # 808-A : Umber Reddish	 # 808-B : Umber Reddish	 # 808-C : Umber Reddish
 # 825-A : Umber Red-Brown	 # 825-B : Umber Red-Brown	 # 825-C : Umber Red-Brown
 # 805-A : Umber Light Brown	 # 805-B : Umber Light Brown	 # 805-C : Umber Light Brown





# 72-COLOUR COLOUR CHART & RECIPES

A	B	C
 # 915-A : Umber Natural	 # 915-B : Umber Natural	 # 915-C : Umber Natural
 # 916-A : Umber Black-Brown	 # 916-B : Umber Black-Brown	 # 916-C : Umber Black-Brown
 # 826-A : Umber Dark Ardennes	 # 826-B : Umber Dark Ardennes	 # 826-C : Umber Dark Ardennes
 # 827-A : Umber Green	 # 827-B : Umber Green	 # 827-C : Umber Green
 # 807-A : Umber Green, Dark	 # 807-B : Umber Green, Dark	 # 807-C : Umber Green, Dark
 # 864-A : Spinel Green	 # 864-B : Spinel Green	 # 864-C : Spinel Green





# 72-COLOUR COLOUR CHART & RECIPES

A	B	C
 <p># 868-A : Spinel Mint</p>	 <p># 868-B : Spinel Mint</p>	 <p># 868-C : Spinel Mint</p>
 <p># 862-A : Spinel Turquoise</p>	 <p># 862-B : Spinel Turquoise</p>	 <p># 862-C : Spinel Turquoise</p>
 <p># 863-A : Spinel Blue</p>	 <p># 863-B : Spinel Blue</p>	 <p># 863-C : Spinel Blue</p>
 <p># 855-A : Ultramarine Blue</p>	 <p># 855-B : Ultramarine Blue</p>	 <p># 855-C : Ultramarine Blue</p>
 <p># 856-A : Ultramarine Violet</p>	 <p># 856-B : Ultramarine Violet</p>	 <p># 856-C : Ultramarine Violet</p>
 <p># 850-A : Iron-Oxide Black</p>	 <p># 850-B : Iron-Oxide Black</p>	 <p># 850-C : Iron-Oxide Black</p>





# 72-COLOUR COLOUR CHART & RECIPES

## RECIPES – 72 COLOURS

### Clay paint

A	B	C
7.5 kg of powder 750 g of pigments <i>(to be diluted in water)</i>	7.5 kg of powder 265 g of pigments <i>(to be diluted in water)</i>	7.5 kg of powder 60 g of pigments <i>(to be diluted in water)</i>

### Tockay lime paint (smooth and textured)

A	B	C
10L of paint 1 kg of pigments <i>(to be diluted in water)</i>	10L of paint 350 g of pigments <i>(to be diluted in water)</i>	10L of paint 75 g of pigments <i>(to be diluted in water)</i>

### GekkkoSOL paint (smooth and 0,5 mm)

A	B	C
5L of paint 500 g of pigments <i>(to be diluted with GekkkoSOL thinner)</i>	5L of paint 175 g of pigments <i>(to be diluted with GekkkoSOL thinner)</i>	5L of paint 40 g of pigments <i>(to be diluted with GekkkoSOL thinner)</i>

### Lime plasters (0.5 m, 0.9 mm and 1.4 mm)

A	B	C
10 kg of powder 500 g of pigments <i>(to be diluted in water)</i>	10 kg of powder 175 g of pigments <i>(to be diluted in water)</i>	10 kg of powder 40 g of pigments <i>(to be diluted in water)</i>

### Stucco fine and Marmorino

A	B	C
10 kg of powder 380 g of pigments <i>(to be diluted in water)</i>	10 kg of powder 150 g of pigments <i>(to be diluted in water)</i>	10 kg of powder 40 g of pigments <i>(to be diluted in water)</i>

### Tadelakt

A	B	C
10 kg of powder 240 g of pigments <i>(to be diluted in water)</i>	10 kg of powder 100 g of pigments <i>(to be diluted in water)</i>	10 kg of powder 24 g of pigments <i>(to be diluted in water)</i>

Before using any product, please consult the technical data sheet available under the 'Technical data' tab on each product page.

TIP-SHEET: [How to mix pigments](#)

