



COLOR CHART

 <p># 861-A : Spinel Yellow</p>	 <p># 861-B : Spinel Yellow</p>	 <p># 861-C : Spinel Yellow</p>
 <p># 867-A : Sun Yellow</p>	 <p># 867-B : Sun Yellow</p>	 <p># 867-C : Sun Yellow</p>
 <p># 865-A : Spinel Orange</p>	 <p># 865-B : Spinel Orange</p>	 <p># 865-C : Spinel Orange</p>
 <p># 821-A : Ochre Gold</p>	 <p># 821-B : Ochre Gold</p>	 <p># 821-C : Ochre Gold</p>
 <p># 802-A : Ochre Yellow</p>	 <p># 802-B : Ochre Yellow</p>	 <p># 802-C : Ochre Yellow</p>
 <p># 822-A : Ochre Orange Provence</p>	 <p># 822-B : Ochre Orange Provence</p>	 <p># 822-C : Ochre Orange Provence</p>




COLOR CHART

 <p># 823-A : Iron-Oxide Orange</p>	 <p># 823-B : Iron-Oxide Orange</p>	 <p># 823-C : Iron-Oxide Orange</p>
 <p># 824-A : Siena Red</p>	 <p># 824-B : Siena Red</p>	 <p># 824-C : Siena Red</p>
 <p># 803-A : Ochre Red</p>	 <p># 803-B : Ochre Red</p>	 <p># 803-C : Ochre Red</p>
 <p># 808-A : Umber Reddish</p>	 <p># 808-B : Umber Reddish</p>	 <p># 808-C : Umber Reddish</p>
 <p># 825-A : Umber Red-Brown</p>	 <p># 825-B : Umber Red-Brown</p>	 <p># 825-C : Umber Red-Brown</p>
 <p># 805-A : Umber Light Brown</p>	 <p># 805-B : Umber Light Brown</p>	 <p># 805-C : Umber Light Brown</p>




COLOR CHART

 <p># 915-A : Umber Natural</p>	 <p># 915-B : Umber Natural</p>	 <p># 915-C : Umber Natural</p>
 <p># 916-A : Umber Black-Brown</p>	 <p># 916-B : Umber Black-Brown</p>	 <p># 916-C : Umber Black-Brown</p>
 <p># 826-A : Umber Dark Ardennes</p>	 <p># 826-B : Umber Dark Ardennes</p>	 <p># 826-C : Umber Dark Ardennes</p>
 <p># 827-A : Umber Green</p>	 <p># 827-B : Umber Green</p>	 <p># 827-C : Umber Green</p>
 <p># 807-A : Umber Green, Dark</p>	 <p># 807-B : Umber Green, Dark</p>	 <p># 807-C : Umber Green, Dark</p>
 <p># 864-A : Spinel Green</p>	 <p># 864-B : Spinel Green</p>	 <p># 864-C : Spinel Green</p>



COLOR CHART

 <p># 868-A : Spinel Mint</p>	 <p># 868-B : Spinel Mint</p>	 <p># 868-C : Spinel Mint</p>
 <p># 862-A : Spinel Turquoise</p>	 <p># 862-B : Spinel Turquoise</p>	 <p># 862-C : Spinel Turquoise</p>
 <p># 863-A : Spinel Blue</p>	 <p># 863-B : Spinel Blue</p>	 <p># 863-C : Spinel Blue</p>
 <p># 855-A : Ultramarine Blue</p>	 <p># 855-B : Ultramarine Blue</p>	 <p># 855-C : Ultramarine Blue</p>
 <p># 856-A : Ultramarine Violet</p>	 <p># 856-B : Ultramarine Violet</p>	 <p># 856-C : Ultramarine Violet</p>
 <p># 850-A : Iron-Oxide Black</p>	 <p># 850-B : Iron-Oxide Black</p>	 <p># 850-C : Iron-Oxide Black</p>



COLOR CHART

Quantities for mixing		
A	B	C

Clay Paint

10 kg of powder 1 kg of pigment <i>(to be diluted with water)</i>	10 kg of powder 350 g of pigment <i>(to be diluted with water)</i>	10 kg of powder 75 g of pigment <i>(to be diluted with water)</i>
--	---	--

Lime Wall Plasters (0.5 mm, 0.9 mm, 1.4 mm)

10 kg of powder 500 g of pigment <i>(to be diluted with water)</i>	10 kg of powder 175 g of pigment <i>(to be diluted with water)</i>	10 kg of powder 40 g of pigment <i>(to be diluted with water)</i>
---	---	--

Lime Paint Smooth and Lime Paint Textured

10 liters of paint 1 kg of pigment <i>(to be diluted with water)</i>	10 liters of paint 350 g of pigment <i>(to be diluted with water)</i>	10 liters of paint 75 g of pigment <i>(to be diluted with water)</i>
---	--	---

GekkoSOL Paint (smooth and 0.5 mm)

5 liters of paint 650 g of pigment <i>(to be diluted with GekkoSOL Thinner)</i>	5 liters of paint 225 g of pigment <i>(to be diluted with GekkoSOL Thinner)</i>	5 liters of paint 50 g of pigment <i>(to be diluted with GekkoSOL Thinner)</i>
--	--	---

Before using any of the products, consult their technical data sheets available under the 'Technical Data' tab.